

Rechargeable Sealed Lead-Acid Battery

PS-121400 FR

12 Volt 140.0 Amp. Hrs.



Features:

- Absorbent Glass Mat (AGM) technology for superior performance.
- Valve regulated, spill proof construction allows safe operation in any position.
- Power/volume ratio yielding unrivaled energy density.
- Rugged, flame retardant ABS plastic case and cover
- Approved for transport by air. D.O.T., I.A.T.A., F.A.A. and C.A.B. certified.
- U.L. recognized under file number MH 20845.



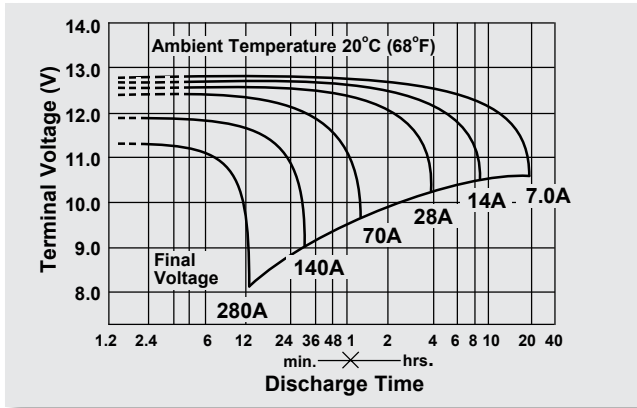
PERFORMANCE SPECIFICATIONS

Nominal Voltage	12 volts (6 cells in series)
Nominal Capacity	
20 hour rate (7.0A to 10.50 volts)	140.0 A.H.
10 hour rate (13.5A to 10.50 volts).....	135.0 A.H.
5 hour rate (24.0A to 10.20 volts).....	120.0 A.H.
1 hour rate (84.0A to 9.00 volts).....	84.0 A.H.
15 min rate (260A to 9.00 volts).....	65.0 A.H.
Approximate Weight	102.0 pounds (46.36 kg)
Energy Density (20 hour rate)	1.71 Watt-hours/cubic inch (104.0 Watt-hours/l)
Specific Energy (20 hour rate)	16.5 Watt-hours/pound (36.24 Watt-hours/kg)
Internal Resistance (Fully Charged Battery)	2.5 milliohms (approximately)
Maximum Discharge Current (≤ 7 Min.)	420 amperes
Maximum Short-Duration Discharge Current (≤ 10 Sec.)	850 amperes
Terminal configuration	
T11	Threaded insert w. 8 mm stud fastener
Shelf Life — % of nominal capacity at 68° F (20° C)	
1 Month	97%
3 Months	91%
6 Months	83%
Operating Temperature Range	
Charge	-4°F (-20°C) to 122°F (50°C)
Discharge	-4°F (-20°C) to 140°F (60°C)
Case	ABS Plastic (UL94 V-O flame retardant)

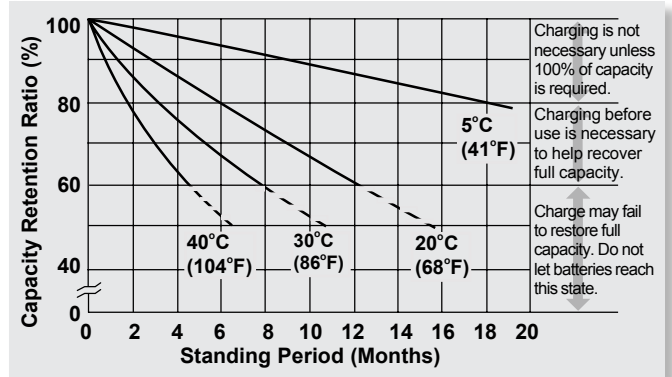
To ensure safe and efficient operation always refer to the latest edition of our Technical Manual, as published on our website.

CONSTANT POWER DISCHARGE RATINGS							
MODEL	FINAL VOLTAGE	WATTS PER CELL @ 25° C					
		5 MIN	10 MIN	15 MIN	20 MIN	30 MIN	60 MIN
PS-121400 FR	1.75	680	510	432	366	302	176
	1.70	720	550	462	376	304	180
	1.67	740	560	480	381	306	182

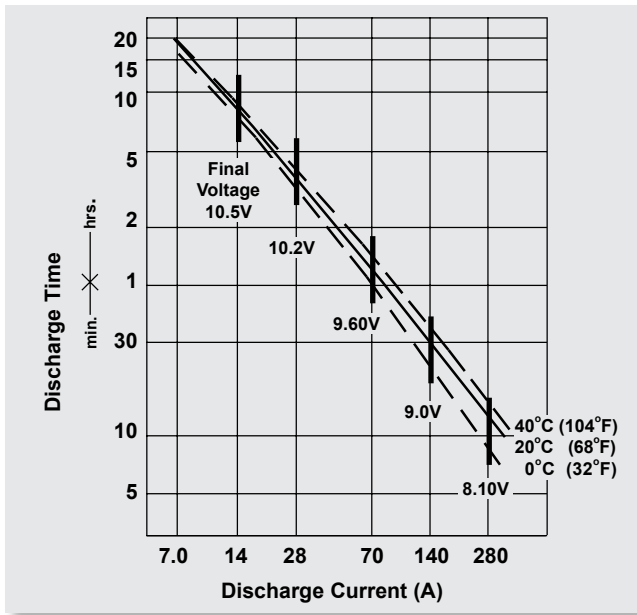
Discharge Characteristics



Shelf Life & Storage



Discharge Time vs. Discharge Current



CHARGING

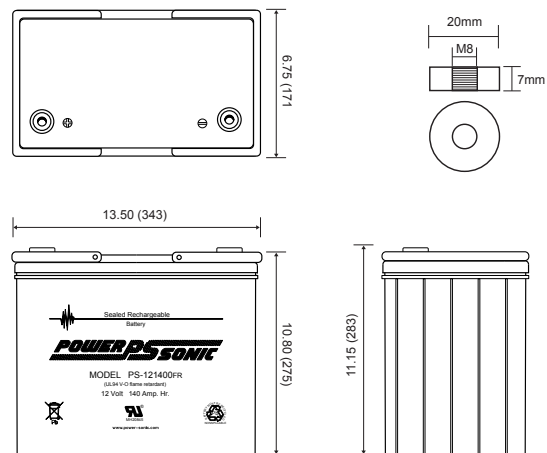
Cycle Applications: Limit initial current to 42A. Charge until battery voltage (under charge) reaches 14.40 to 14.70 volts at 68°F (20°C). Hold at 14.40 to 14.70 volts until current drops to approximately 1400mA.

“Float” or “Stand-By” Service: Hold battery across constant voltage source of 13.50 to 13.80 volts continuously.

NOTE: Due to the self-discharge characteristics of this type of battery, it is imperative that they be charged after 6-9 months of storage, otherwise permanent loss of capacity might occur as a result of sulfation.

Physical Dimensions: in. (mm)

Terminals



All data subject to change without notice.

Tolerances are +/- 0.04 in. (+/- 1mm) and +/- 0.08 in. (+/- 2mm) for height dimensions.



CORPORATE OFFICE
 7550 Panasonic Way
 San Diego, CA 92154 USA
 Tel: +1-619-661-2020
 Fax: +1-619-661-3650
 national-sales@power-sonic.com

CUSTOMER SERVICE
 Tel: +1-619-661-2030
 Fax: +1-619-661-3648
 customer-service@power-sonic.com

SALES / INTERNATIONAL
 Tel: +1-650-364-5001
 Fax: +1-650-366-3662
 battery@power-sonic.com

www.power-sonic.com